

# AGLAE 2024

## CATALOGUE OF EXTERNAL QUALITY ASSESSMENT

### Medical biology



#### **AGLAE Association**

Parc des Pyramides  
427 rue des Bourreliers  
59320 Hallennes lez Haubourdin  
France

☎ +33 (0)3 20 16 91 40

[www.association-aglae.fr](http://www.association-aglae.fr)

[contact@association-aglae.fr](mailto:contact@association-aglae.fr)

## Specificities and new in medical biology

### External Quality Assessments in medical biology

AGLAE provides some EQA enabling the **check of the analytical phase for each biological sample (matrix)** and other EQA oriented towards the **control of some critical steps** (sub-process).

### New in some EQA

(introduced in programmes existing in 2023)

#### Evaluation of the detection using PCR method

In the frame of EQA in stool (M84), blood (M85 and M89) and CSF (M87), you can analyse test samples by culture and/or PCR. AGLAE will provide you with a statistical assessment for both methods.

## List of External Quality Assessments

Medical Biology
<b>80</b> Cytobacteriology of urines
<b>80A</b> Urinary antigens - <i>Legionella</i>
<b>80B</b> Urinary antigens - pneumococcus
<b>84</b> Bacteriology of stool: culture and PCR
<b>85</b> Blood culture - bacteraemia - complete analysis: culture and PCR
<b>85A</b> Blood culture - qualitative culture
<b>87</b> Cytobacteriology of the cerebrospinal fluid
<b>88</b> Bacteriology of sputum
<b>89</b> Blood culture - fungaemia: culture and PCR
<b>119</b> Screening for <i>Streptococcus agalactiae</i> or streptococcus B
<b>Control of some critical steps (sub-process)</b>
<b>117</b> Bacteriology - Microscopic examination in <b>neutral solution</b> - Wet mount and Gram stain
<b>117A</b> Bacteraemia - Microscopic examination in <b>blood</b> - Wet mount and Gram stain
<b>118</b> Antimicrobial Susceptibility Testing by diffusion - disk method
<b>118A</b> Antimicrobial Susceptibility Testing by diffusion - gradient method (MIC strips)

## Caption



This logo shows that the programme is accredited by LABORATORIES section in compliance with ISO/IEC 17043.

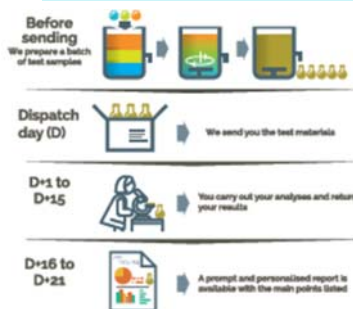
## Participate in AGLAE's External Quality Control



A WAY OF WORKING THAT PROVIDES YOU WITH THE HIGHEST STANDARD OF RESULTS WITH CONFIDENTIALITY AND IMPARTIALITY

Each step of the way, AGLAE is there supporting you.

REGISTRATIONS FOR PROFICIENCY TESTING ARE DONE KNOWING THE WHOLE PROCESS, WITH A DETAILED AND RIGOROUS SCHEDULE



- ✓ The number of evaluations per year for each parameter is specified in the catalogue.
- ✓ AGLAE uses "express" shipments for your samples and makes sure of their distribution to your laboratory.
- ✓ A sufficient delay for reporting your analytical results.
- ✓ Via your member area, **enter your results and find instructions, assigned codes, reports, summaries of your results, certificate of participation...**


### THE OPTIMISATION OF RISK MANAGEMENT FOR YOUR LABORATORY



You receive test samples close to those analysed in routine (materials ready for analysis) which enable you to validate the analytical chain from the receipt of the sample to the report of the result.

You have a better visibility of potential anomalies through:

- ✓ An appropriate test design (duplicate samples, repeated measurements),
- ✓ A large number of participants: around 220 laboratories for the blood culture (complete analysis) and 100 for the cytobacteriology of urines.



AGLAE's detailed study:

- ✓ Influence of the analytical methods, manufacturers (equipment and consumables)? Differences between pair groups? ... factors that we study to help you identify the origin of any anomalies.
- ✓ For waters intended for medical use and water microbiology, estimation of your own uncertainties in microbiology.
- ✓ In medical biology, for some specific strains, the expertise of the French Reference Centre concerned enables you to compare your results with those of an entity recognised by the profession.
- ✓ **A personalized report validated by experts of the field** for most tests (list of the members at the end of the report).

### ATTRACTIVE DISCOUNTS, PAYMENT CONDITIONS MADE EASIER

- Choose among the various programmes and benefit from discounts up to 15%,
- A possible payment in 2 or 3 folds depending on the amount your participation.
- Payment possible by cheque (in €), bank transfer, credit card on <https://www.helloasso.com/associations/a-g-l-a-e/paiements/aglae>

Amount of your invoice (excluding transport cost)	Discount
3000 ≤ Amount < 6000 € excl. VAT	<b>5%</b>
6000 ≤ Amount < 9000 € excl. VAT	<b>10%</b>
Amount ≥ 9000 € excl. VAT	<b>15%</b>

## Additional services



### ADDITIONAL TEST SAMPLES TO TEST ANOTHER METHOD, EVALUATE A TECHNICIAN

- ✓ Test samples available for almost all the tests at half price.
- ✓ Besides your usual distribution, you receive one (or several) additional parcel(s).
- ✓ The results of these samples are not statistically processed by AGLAE but for most tests you get a sheet **in your results file** where to **calculate your z-score**. Note that this sheet can also be used in case of unit error, incorrect results' report, etc.

⇒ Check the **list of samples and their price on your Member Area** (Downloads / Catalogues) and contact us to receive a quote. These additional samples need to be ordered after you registration for the test and before the shipment.

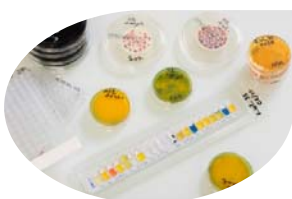


### TRAINING SESSIONS IN MICROBIOLOGY: ONE TOPIC POSSIBLY PROVIDED IN ENGLISH

Two-day on-line session to become operational for:

- ✓ Characterising a microbiological method according to ISO 13843 in order to validate it

⇒ Should you be interested in such a session, please get back to us.



### CUSTOMIZED SERVICE: 'PERFORMANCE CHARACTERISTICS OF MICROBIOLOGICAL METHODS'

Do you need to characterise specific methods?

AGLAE can provide you support to establish methods performance characteristics, in conformity with ISO 13843\*. Benefit from AGLAE's technical and statistical experience to validate your microbiological method.

\* Water quality — Requirements for establishing performance characteristics of quantitative microbiological methods

⇒ Should you have such needs, contact us to study your request together and issue a quote.



### SUMMARY OF YOUR RESULTS FOR WATER MICROBIOLOGY AND WATER FOR MEDICAL USE TESTS

Gather at any time your results and performance: for a selected period, your results are grouped in an Excel file; this is a tool to support you in your Internal Quality Control, your audits...

## PROGRAMME 80: CYTOBACTERIOLOGY OF URINES

*Synthetic urine containing a pathogenic strain for bacteriological analysis and cytological examination (after reconstitution of a concentrate).*



€ 381 excl. VAT - total amount for 4 tests (excluding transport costs)

94 participants in 2023 - EXPERIENCE > 10 YEARS

### 4 ASSESSMENTS AVAILABLE PER YEAR - URINE SENT IN A REFRIGERATED PARCEL

24M80.1	24M80.2	24M80.3	24M80.4	
January	April	September	December	2024
<b>Parameters to analyse for each EQA</b>				
Cytology: enumeration of red and white blood cells				
Bacteriology: bacterial count, identification, AST*				

\*AST: Antimicrobial Susceptibility Testing

### CONTENTS OF THE EQA REPORT - The documents of this External Quality Assessment are not translated into English.



#### Bacteriology:

- Assessment of colony counts and / or abacus according to your practices
- Assessment of the strain's identification
- Assignment of discrepancies (minor, major or very major) for antibiotics tested by more than 20 participants
- Overview of the resistance phenotype and conclusion on the resistance mechanisms

#### Cytology:

- Assessment all methods together (z-score and qualitative ranking)
- Assessment per peer group (manual analysis / automated systems Sysmex / automated systems IRIS Beckman / other automated systems subject to the number of users)

### SPECIAL FEATURES



Assessment of several technicians / several techniques: report of referent results and up to 5 additional results (cytology, identification and semi-quantitative enumeration).



#### Other recommended External Quality Assessments:

- ↳ **Programme 117** 'Bacteriology - Microscopic examination in neutral solution - Wet mount and Gram stain'
- ↳ **Programme 80A** 'Urinary antigens - *Legionella*'
- ↳ **Programme 80B** 'Urinary antigens - pneumococcus'

## PROGRAMME 80A: URINARY ANTIGENS - *LEGIONELLA*

*Detection using urine antigen tests for Legionella pneumophila serogroup 1 (positive or negative) on several batches presenting different concentration levels.*



€ 186 excl. VAT - total amount for 2 tests (excluding transport costs)

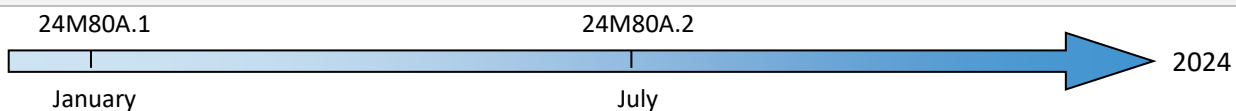
69 participants in 2023 - EXPERIENCE > 5 YEARS



**Need to test another method, evaluate your staff?**

Order **additional test samples** (parcel in its entirety): € 50 excl. VAT (excluding transport costs)

### 2 ASSESSMENTS AVAILABLE PER YEAR- URINE SENT IN A REFRIGERATED PARCEL



#### Parameters to analyse for each EQA

Detection of *Legionella pneumophila* urinary antigens

### CONTENTS OF THE EQA REPORT



3 tubes with different levels of bacterial load are to be analysed.  
The targets are *Legionella pneumophila* serogroup 1 strains only.  
The reading methods (manual (by eye) or automatic) are systematically compared and taken into account in the assessment.

Performance assessed with the assignment of a “qualitative ranking” per EQA.

### SPECIAL FEATURES



#### Other recommended External Quality Assessment:

↳ Programme 80B ‘Urinary antigens – pneumococcus’



## PROGRAMME 80B: URINARY ANTIGENS - PNEUMOCOCCUS

*Detection using urine antigen tests for pneumococcus (positive or negative)  
on several batches presenting different concentration levels.*



**€ 188 excl. VAT** - total amount for 2 tests (excluding transport costs)

**51 participants** in 2023 - EXPERIENCE: 5 YEARS



**Need to test another method, evaluate your staff?**

Order **additional test samples** (parcel in its entirety): **€ 50 excl. VAT** (excluding transport costs)

2 ASSESSMENTS AVAILABLE PER YEAR- URINE SENT IN A REFRIGERATED PARCEL	
<div style="display: flex; justify-content: space-between; align-items: center;"> <div style="text-align: center;"> <p>24M80B.1</p> <p>March</p> </div> <div style="text-align: center;"> <p>24M80B.2</p> <p>December</p> </div> <div style="text-align: right; margin-right: 20px;"> <p>2024</p> </div> </div>	
<p><b>Parameters to analyse for each EQA</b></p>	
<p>Detection of pneumococcal urinary antigens</p>	

CONTENTS OF THE EQA REPORT
<div style="display: flex; align-items: flex-start;"> <div> <p>3 tubes with different levels of bacterial load are to be analysed. The reading methods (manual (by eye) or automatic) are systematically compared and taken into account in the assessment.</p> <p>Performance assessed with the assignment of a “qualitative ranking” per EQA.</p> </div> </div>

SPECIAL FEATURES
<div style="display: flex; align-items: center;"> <div> <p><b>Other recommended External Quality Assessment:</b></p> <p>↳ Programme 80A ‘Urinary antigens – Legionella’</p> </div> </div>

## PROGRAMME 84: BACTERIOLOGY OF STOOL: CULTURE AND PCR

*Synthetic stool containing a pathogenic strain and commensal flora for bacteriological analysis.*



€ 589 excl. VAT – total amount for 4 tests (excluding transport costs)

43 participants in 2023 – EXPERIENCE: 10 YEARS

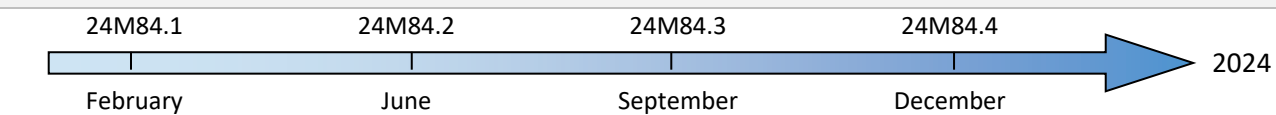


**Need to test another method, evaluate your staff?**

Order **additional test samples** (parcel in its entirety): € 75 excl. VAT (excluding transport costs)

**New:** assessment of the detection by PCR

### 4 ASSESSMENTS PER YEAR - STOOLS SENT IN A REFRIGERATED PARCEL



### Parameters to analyse for each EQA

Bacteriology: detection and identification of the pathogenic bacterial strain, AST\*

\*AST: Antimicrobial Susceptibility Testing

### CONTENTS OF THE EQA REPORT - The documents of this External Quality Assessment are not translated into English.



Bacteriology: assessment of the strain's identification

AST: assignment of discrepancies (minor, major or very major) for antibiotics tested by more than 20 participants, overview of the resistance phenotype and conclusion on the resistance mechanisms

**New:** assessment of the pathogen's detection by PCR <sup>(1)</sup>. The materials sent imitate biological samples containing strains that reflect daily practice.

<sup>(1)</sup> parameter not covered by accreditation (see general conditions of registration)

### SPECIAL FEATURES



#### Other recommended External Quality Assessment:

↳ **Programme 117** 'Bacteriology - Microscopic examination in neutral solution - Wet mount and Gram stain'



## PROGRAMME 85: BLOOD CULTURE – BACTERAEMIA COMPLETE ANALYSIS: CULTURE AND PCR

*Human blood containing a pathogenic strain for microbiological analysis.*



€ 537 excl. VAT - total amount for 4 tests (excluding transport costs)

219 participants in 2023 - EXPERIENCE: 10 YEARS

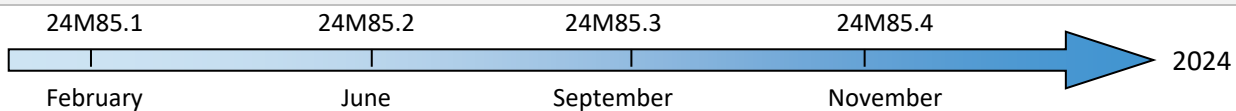


**Need to test another method, evaluate your staff?**

Order **additional test samples** (parcel in its entirety): € 70 excl. VAT (excluding transport costs)

**New:** assessment of the detection by PCR

### 4 ASSESSMENTS PER YEAR - BLOOD SENT IN A REFRIGERATED PARCEL



### Parameters to analyse for each EQA

Bacteraemia: detection, identification, AST\*

\*AST: Antimicrobial Susceptibility Testing

### CONTENTS OF THE EQA REPORT - The documents of this External Quality Assessment are not translated into English.



Detection of the strain, assessment of the strain's identification and statistical appraisal of blood culture time-to-positivity.

AST: assignment of discrepancies (minor, major or very major) for antibiotics tested by more than 20 participants, overview of the resistance phenotype and conclusion on the resistance mechanisms.

**New:** **assessment of the strain's detection by PCR** <sup>(1)</sup>. The materials sent imitate biological samples containing strains that reflect daily practice.

<sup>(1)</sup> parameter not covered by accreditation (see general conditions of registration)

### SPECIAL FEATURES

EQA incompatible with the Rapid method for Antimicrobial Susceptibility Testing (RAST) directly from positive blood culture bottles.



#### Other recommended proficiency tests:

↳ Programme 89 'Blood culture – fungaemia: culture and PCR'

↳ Programme 85A 'Blood culture - qualitative culture'

↳ Programme 117A 'Bacteraemia - Microscopic examination in blood - Wet mount and Gram stain'

## PROGRAMME 85A: BLOOD CULTURE - QUALITATIVE CULTURE

*Blood containing a pathogenic strain for the detection of a bacteraemia or fungaemia (presence/absence).*



€ 276 excl. VAT - total amount for 4 tests (excluding transport costs)

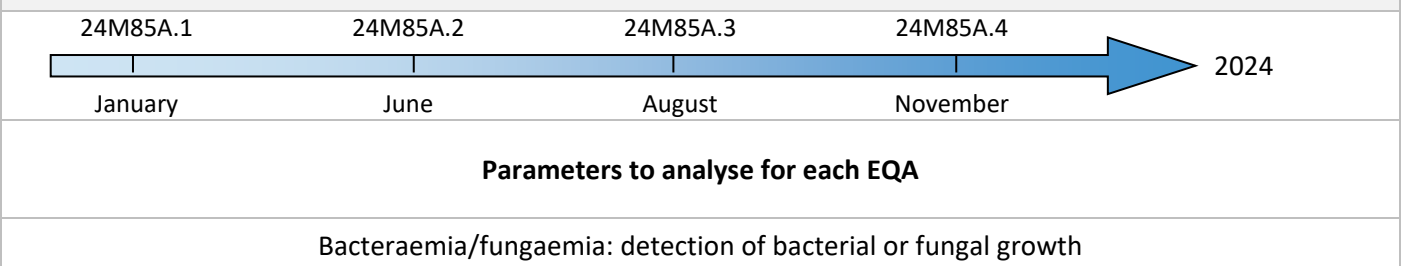
56 participants in 2023 - EXPERIENCE: 3 YEARS



**Need to test another method, evaluate your staff?**

Order **additional test samples** (parcel in its entirety): € 35 excl. VAT (excluding transport costs)

### 4 ASSESSMENTS PER YEAR - BLOOD SENT IN A REFRIGERATED PARCEL



### CONTENTS OF THE EQA REPORT



Two batches of samples are sent out to validate the detection of bacterial or fungal growth but also to prove the control of non-contamination of the samples.

A statistical appraisal of blood culture time-to-positivity is assigned.

### SPECIAL FEATURES



#### Other recommended proficiency tests:

- ↳ Programme 89 'Blood culture - fungaemia: culture and PCR'
- ↳ Programme 85 'Blood culture - bacteraemia - complete analysis: culture and PCR'
- ↳ Programme 117 'Bacteriology - Microscopic examination in neutral solution - Wet mount and Gram stain'
- ↳ Programme 117A 'Bacteraemia - Microscopic examination in blood - Wet mount and Gram stain'

## PROGRAMME 87: CYTOBACTERIOLOGY OF THE CEREBROSPINAL FLUID BACTERIOLOGY: CULTURE AND PCR

*Synthetic cerebrospinal fluid containing a pathogenic strain for bacteriological analysis and cytological examination (after reconstitution of a concentrate).*



**€ 297 excl. VAT** - total amount for 2 tests (excluding transport costs)

**60 participants** in 2023 - EXPERIENCE > 5 YEARS

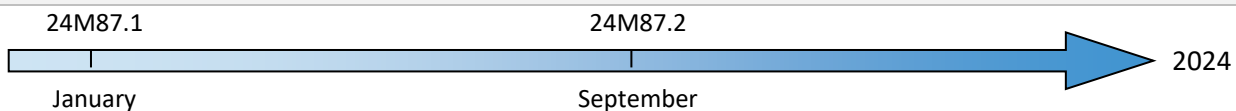


**Need to test another method, evaluate your staff?**

Order **additional test samples** (parcel in its entirety): **€ 75 excl. VAT** (excluding transport costs)

**New:** assessment of the detection by PCR

### 2 ASSESSMENTS PER YEAR - CEREBROSPINAL FLUID SENT IN A REFRIGERATED PARCEL



#### Parameters to analyse for each EQA

Cytology: enumeration of red and white blood cells

Bacteriology: bacterial count, identification and AST\*

\*AST: Antimicrobial Susceptibility Testing

### CONTENTS OF THE EQA REPORT - The documents of this External Quality Assessment are not translated into English



**Bacteriology:**

- Enumeration of colonies (z-score and ranking) to check that there is no tendency for underestimation leading to absence of detection at the detection threshold.
- Assessment of the strain's identification.
- Assignment of discrepancies (minor, major, very major) for antibiotics tested by more than 20 participants), restitution of the resistance phenotype and conclusions on resistance mechanisms.

**Cytology:** assessment all methods together (z-score and ranking).

**New:** assessment of the strain's detection by PCR<sup>(1)</sup>. The materials sent imitate biological samples containing strains that reflect daily practice.

<sup>(1)</sup> parameter not covered by accreditation (see general conditions of registration)

### SPECIAL FEATURES



**Other recommended proficiency tests:**

- ↳ **Programme 117** 'Bacteriology - Microscopic examination in neutral solution - Wet mount and Gram stain'

## PROGRAMME 88: BACTERIOLOGY OF SPUTUM

*Synthetic sputum containing a pathogenic strain for bacteriological analysis.*



€ 258 excl. VAT - total amount for 2 tests (excluding transport costs)

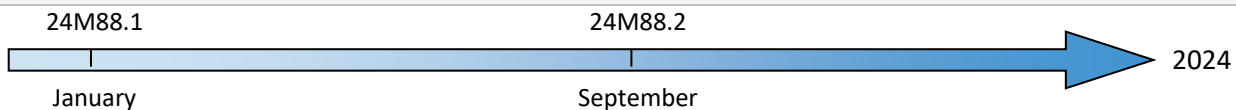
50 participants in 2023 - EXPERIENCE > 5 YEARS



**Need to test another method, evaluate your staff?**

Order **additional test samples** (parcel in its entirety): € 65 excl. VAT (excluding transport costs)

### 2 ASSESSMENTS PER YEAR - EXPECTORATIONS SENT IN A REFRIGERATED PARCEL



#### Parameters to analyse for each EQA

Bacteriology: bacterial count, identification and AST\*

\*AST: Antimicrobial Susceptibility Testing

### CONTENTS OF THE EQA REPORT - The documents of this External Quality Assessment are not translated into English



A guidance about the bacteria cultivation will be provided in the instructions of each test.

Evaluation of the bacterial count (z-score and ranking) to assess whether the bacterial load is above or below the significance threshold. The additional step of fluidification can lead to a significant bias that must be controlled.

AST: assignment of discrepancies (minor, major, very major) for antibiotics tested by more than 20 participants), restitution of the resistance phenotype and conclusion on resistance mechanisms.

### PARTICULARITIES



#### Other recommended proficiency tests:

- ↗ **Programme 117** 'Bacteriology - Microscopic examination in neutral solution - Wet mount and Gram stain'
- ↗ **Programme 117A** 'Bacteraemia - Microscopic examination in blood - Wet mount and Gram stain'

## PROGRAMME 89: BLOOD CULTURE - FUNGAEMIA: CULTURE AND PCR

*Human blood containing a pathogenic strain for fungal analysis.*



**€ 281 excl. VAT** - total amount for 2 tests (excluding transport costs)

**68 participants** in 2023 - EXPERIENCE > 5 YEARS




**Need to test another method, evaluate your staff?**

Order **additional test samples** (parcel in its entirety): **€ 70 excl. VAT** (excluding transport costs)

**New:** assessment of the detection by PCR

### ASSESSMENTS PER YEAR - BLOOD SENT IN A REFRIGERATED PARCEL



### Parameters to analyse for each EQA

Fungaemia: detection, identification and antifungal susceptibility testing

### CONTENTS OF THE EQA REPORT - The documents of this External Quality Assessment are not translated into English.



Statistical appraisal of blood culture time-to-positivity.

Laboratories participating in these EQA should treat the samples with the method implemented in routine. Laboratories process the samples with specific flasks/media or with standard bacteriology flasks both aerobic and anaerobic.

**New:** **assessment of the strain's detection by PCR** <sup>(1)</sup>. The materials sent imitate biological samples containing strains that reflect daily practice.

<sup>(1)</sup> parameter not covered by accreditation (see general conditions of registration)

### SPECIAL FEATURES



#### Other recommended proficiency tests:

- ↪ **Programme 85** 'Blood culture - bacteraemia - complete analysis : culture and PCR'
- ↪ **Programme 85A** 'Blood culture - qualitative culture'


## PROGRAMME 119: SCREENING OF *STREPTOCOCCUS AGALACTIAE* OR *STREPTOCOCCUS B*

*Detection of group B streptococcus using culture and/or rapid method from vaginal swabs (synthetic matrix) presenting different concentration levels.*

**€ 125 excl. VAT** - total amount for 1 test (excluding transport costs)

**13 participants** in 2023 - EXPERIENCE: 1 YEAR

### 1 ASSESSMENT PER YEAR - SWABS SENT IN A REFRIGERATED PARCEL



#### Parameters to analyse for each EQA

Streptococcus B detection

### CONTENTS OF THE EQA REPORT

Performance assessed with the assignment of a “qualitative ranking”.

Evaluation of the results obtained by culture and rapid method (antigens or gene amplification) and of the Antimicrobial Susceptibility Testing.



## PROGRAMME 117: BACTERIOLOGY - MICROSCOPIC EXAMINATION IN NEUTRAL SOLUTION - WET MOUNT AND GRAM STAIN

*Neutral solution containing a strain for microscopic analysis (wet mount and Gram stain)*



€ 63 excl. VAT - total amount for 2 tests (excluding transport costs)

53 participants in 2023 - EXPERIENCE: 2 YEARS

### 2 ASSESSMENTS PER YEAR - NEUTRAL SOLUTION SENT IN A REFRIGERATED PARCEL

24M117.1

24M117.2

2024

January

September

#### Parameters to analyse for each EQA

Morphology, cell arrangement, mobility, Gram stain and orientation of the bacterial type

### CONTENTS OF THE EQA REPORT

Qualitative assessment of the microscopic examination as a whole (ranking) in order to better evaluate the microscopic observations which must be carried out without an identification test.

### SPECIAL FEATURES



Assessment of several technicians / several techniques: report of referent results and up to 5 additional results.



#### Other recommended proficiency test:

↳ **Programme 117A** 'Bacteraemia - Microscopic examination in blood - Wet mount and Gram stain'

## PROGRAMME 117A: BACTERAEMIA - MICROSCOPIC EXAMINATION IN BLOOD - WET MOUNT AND GRAM STAIN

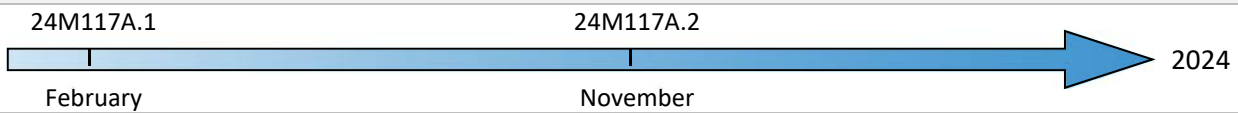
*Human blood containing a strain for microscopic analysis (wet mount and Gram stain)*



€ 65 € excl. VAT - total amount for 2 tests (excluding transport costs)

18 participants in 2023 - EXPERIENCE: 1 YEAR

### 2 ASSESSMENTS PER YEAR - BLOOD SENT IN A REFRIGERATED PARCEL



#### Parameters to analyse for each EQA

Morphology, cell arrangement, mobility, Gram stain and orientation of the bacterial type

### CONTENTS OF THE EQA REPORT

Qualitative assessment of the microscopic examination as a whole (ranking) in order to better evaluate the microscopic observations which must be carried out without an identification test.

### PARTICULARITIES



Assessment of several technicians / several techniques: report of referent results and up to 5 additional results.



#### Other recommended proficiency test:

↳ **Programme 117** 'Bacteriology - Microscopic examination in neutral solution - Wet mount and Gram stain'

## PROGRAMME 118: ANTIMICROBIAL SUSCEPTIBILITY TESTING BY DIFFUSION - DISK METHOD


*Measurements of inhibition zone diameters and report of raw and interpreted clinical categorisations for each antibiotic tested*



**€ 124 excl. VAT** - total amount for 1 test (excluding transport costs)

**23 participants** in 2023 - EXPERIENCE: 1 YEAR

### 1 ASSESSMENT PER YEAR - NEUTRAL SOLUTION SENT IN A REFRIGERATED PARCEL



#### Parameters to analyse for each EQA

Antibiotics: inhibition zone diameters and report of raw and interpreted clinical categorisations

### CONTENTS OF THE EQA REPORT - The documents of this External Quality Assessment are not translated into English.

Receipt of a neutral solution contaminated with an identified strain, accompanied by a clinical scenario.

Isolation, preparation of the inoculum and implementation of an Antimicrobial Susceptibility Testing (AST) by diffusion (list of antibiotics defined by AGLAE).

Global evaluation with:

- Evaluation of clinical categorisations considering the dispersion around the diameter for each antibiotic,
- Evaluation of the measurement of inhibition zone diameters for each antibiotic,
- Evaluation of overall trends to over or underestimate the diameter measurement across all antibiotics.

### SPECIAL FEATURES



Assessments provided for several operators or analytical equipment: report of referent results and up to 5 additional results.



#### Other recommended proficiency test:

↳ **Programme 118A** 'Antimicrobial Susceptibility Testing by diffusion - gradient method (MIC strips)'

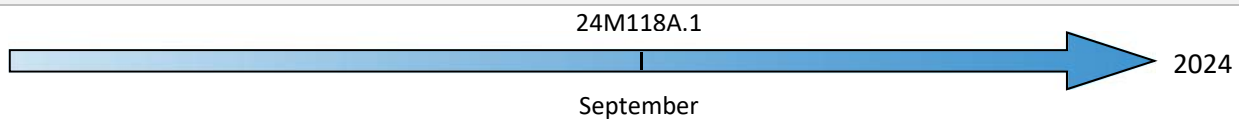
## PROGRAMME 118A: ANTIMICROBIAL SUSCEPTIBILITY TESTING BY DIFFUSION - GRADIENT METHOD (MIC STRIPS)

Measurements of inhibition zone diameters and report of raw and interpreted clinical categorisations for each antibiotic tested

€ 124 excl. VAT - total amount for 1 test (excluding transport costs)

20 participants in 2023 - EXPERIENCE: 1 YEAR

### 1 ASSESSMENT PER YEAR - NEUTRAL SOLUTION SENT IN A REFRIGERATED PARCEL



### Parameters to analyse for each EQA

Antibiotics: Minimum Inhibitory Concentrations (MIC) and report of raw and interpreted clinical categorisations

### CONTENTS OF THE EQA REPORT



Receipt of a neutral solution spiked with a strain of *Streptococcus pneumoniae*\*, accompanied by a clinical scenario.

Isolation, preparation of the inoculum and implementation of an Antimicrobial Susceptibility Testing (AST) by application of MIC strips (Penicillin G - amoxicillin – cefotaxime – ceftriaxone – imipenem – meropenem).

For each antibiotic tested: reading of the MIC, report of raw and interpreted clinical categorisations.

\*Subject to technical changes. In the event of a change, this will be communicated to you at least 3 months before the sample dispatch date.

### SPECIAL FEATURES



Assessments provided for several operators or analytical equipment: report of referent results and up to 5 additional results (measurement of diameters).



### Other recommended proficiency test:

↪ Programme 118 'Antimicrobial Susceptibility Testing by diffusion - disk method'